

HOW TO MEASURE

The correct measurements are extremely important with any window treatment. Begin with the correct measuring device. A steel measuring tape is the only accurate device for measuring windows.



Selecting the Type of Mounting:

Determine the type of mounting installation. Blinds are mounted in two ways, inside the window frame or outside the window frame.

INSIDE MOUNT

Inside mounts are often preferred because they provide a finished look without covering the window molding.

Measuring Width and Length for Inside Mount:

For the width, measure across the top, middle and bottom of the window opening. Measure to the nearest 1/8", noting the narrowest measurement. By using the narrowest measurement you will allow the blind to operate correctly.

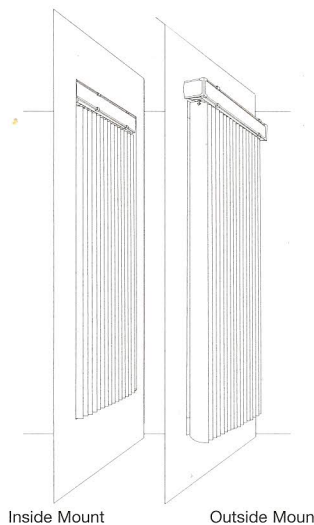
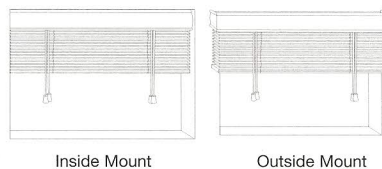
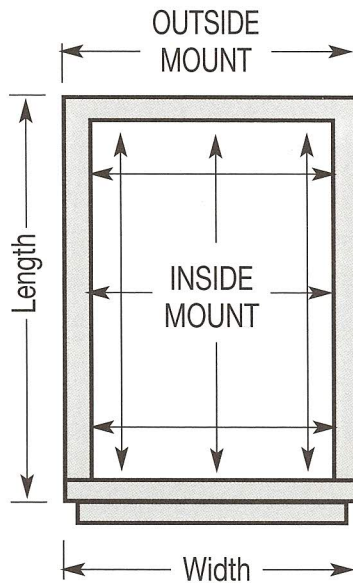
For length, measure the up and down measurement on the left, center and right side. For horizontal blinds note the longest measurement, measuring to the nearest 1/8".

For vertical blinds, note the shortest length measurement, measuring to the nearest 1/8".

Note that inside mount blinds will have a factory deduction in the width and length for proper operation. Do not take any deductions.

Confirming Measurements:

The most common error in ordering blinds is reversing the width and length measurement. Always confirm the width being the measurement that goes across and the length being the up and down measurement.



OUTSIDE MOUNT

Outside mounts are mounted on the wall or the molding. It is best to overlap the window opening at least 1 1/2" on each side when installing horizontal blinds and 3" on each side when installing vertical blinds.

Measuring Width and Length for Outside Mount:

Measure the area that the blind is to cover.

For horizontal blinds it is suggested to overlap the window opening by 1 1/2" on each side for a total of 3". By providing overlap, privacy is maintained.

For vertical blinds it is recommended to overlap the window opening by 3" on each side for a total of 6". It is suggested that a vertical be mounted 3" above the window opening.

Allow enough space above the window for the mounting brackets:

Horizontal blinds allow 2" inches.

Vertical blinds allow 3" inches.

When outside mount blinds are specified, no factory deductions are taken; the blind will be made to the size that is specified.

Confirming Measurements:

The most common error in ordering blinds is reversing the width and length measurement. Always confirm the width being the measurement that goes across and the length being the up and down measurement.